



District Report Card: 2017


State: Delhi	District: South West Delhi
Class: 5	Subject: Language
Schools: 61	Students: 1268


Participation/Coverage


Students

<div>GENDER</div> <div></div>	Boys		Girls	
	Number	%	Number	%
	629	49.61	639	50.39

<div>AREA</div> <div></div>	Rural		Urban	
	Number	%	Number	%
	549	43.30	719	56.70

<div>CATEGORY</div> <div></div>	SC		ST		OBC		GEN	
	Number	%	Number	%	Number	%	Number	%
	190	14.98	9	0.71	106	8.36	963	75.95

<div>CWSN</div> <div></div>	LD	VI	HI	S&LD	ID	Oth
	1	25	0	1	2	1

<div>Management</div> <div></div>	Government		Government-aided	
	Number	%	Number	%
	1268	100.00	0	0.00

Average Performance of Students in Language (%)

Overall	Gender		Area		Management		Social Group			
	Male	Female	Rural	Urban	Govt.	Aided	SC	ST	OBC	GEN
47.82	46.04	49.58	49.13	46.82	47.82	0.00	46.88	47.41	44.53	48.38

Performance on Learning Outcomes (LOs)

Learning Outcomes	Description	Average Performance(%)
L504	Reads and comprehends independently storybooks, news items/ headlines, advertisements etc.	45.60
L508	Reads text with comprehension, locates details and sequence of events	48.94

Range of Performance of Students who Answered Correctly							
Below 30%		30% - 50%		50% - 75%		Above 75%	
Number	%	Number	%	Number	%	Number	%
289	22.79	423	33.36	427	33.68	129	10.17

Lowest Performing Learning Outcomes (LOs)

- 1 - Reads and comprehends independently storybooks, news items/ headlines, advertisements etc. (45.60)
- 2 - Reads text with comprehension, locates details and sequence of events (48.94)